

**MARTIN POWER**  
**MP 400 O**  
**BASE GENSET**



**Output Ratings**

Prime power - PRP	411 kVA / 329 kW
Standby power - ESP	452 kVA / 362 kW
Current	593 A
Voltage	400 V / 230 V
Frequency	50 Hz
Voltage system	TN-C

**Prime power**

These ratings are applicable for supplying continuous electrical power. There is no limitation to the hours of operation and this model can supply 10% overload power for 1 hour in 6 hours

**Standby power**

These ratings are applicable for supplying continuous electrical power (at variable load) in the event of a utility power failure. No overload is permitted on these ratings. In this rating max 500 hours per year is allowed with maximum continuous work for 300 hours

**Basic informations**

Engine brand	VOLVO
Engine model	TAD1344GE
Emmissions limit	stage II
Speed	1500 min-1
Control panel current	- / 630 A / 630 A
AMF1 / AMF5 ,M1 ,P1 / ATS	
Standard fuel tank capacity	600 l

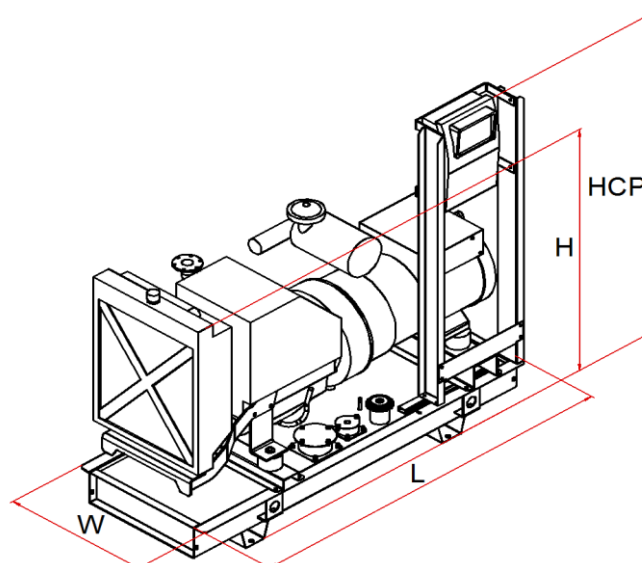
**Dimmensions and weights**

Length (L)	TBD
Width (W)	TBD
Height (H)	TBD
Height with CP*(HCP)	TBD
Weight without CP*	TBD

\* Control panel

**Available alternators**

Meccalte	ECO40-1S/4
Sincro	SK 315 SM
Marelli	MJB 315 MA 4
Weg	280MI20AI



- TBD - To be defined later
- All pictures are for informational purposes only
- We reserve the right to change the specification without notice

**Genset details**

Consumption at PRP	80,5 l
Consumption at 75 % of PRP	61,3 l
Consumption at 50 % of PRP	41,5 l
Consumption at 25 % of PRP	22,7 l
Battery voltage	24 V
Battery	2 x 110 Ah

**Standard scope of supply**

Engine
4 stroke diesel engine
Engine harness
Radiator with fan
Air filter
Intercooler
Turbocharger (for turbocharged engines)
Charging alternator
Oil cooler
Oil filter
Fuel filter
Fuel supply pump
Oil draining valve
Starter
Alternator
Self regulation system
Self excitation system
Synchronous
Single bearing
Protection IP 21
Automatic voltage regulator
Brushless
Flexible connection disk + housing
Base frame
Steel base frame
Flexible antivibration mounting
Integrated fuel tank
Fuel level sensor
Fuel filling cap with ventilation
Starting accumulator
Counter flange, sealing, set of connection material
Initial filling of oil and coolant
Standard factory load test
Operation and maintenance manual

**Engine details**

Prime power - PRP	354 kW
Standby power - ESP	389 kW
Intake	turbocharged with intercooler
Speed governor	electronic
Cylinders	6L
Displacement	12,78 dm <sup>3</sup>
Air requirements for intake	27,0 m <sup>3</sup> /min
Air requirements for cooling	306 m <sup>3</sup> /min
Max. back pressure at intake	5 kPa
Thermic power - cooling	207 kW
Thermic power - irradiated	38 kW
Exhaust gas flow	63,5 m <sup>3</sup> /min
Max. back pressure at exhaust	9 kPa
Max. exhaust temperature	440 °C
Performance class	TBD
Specific fuel consumption	194 g/kWh
Engine oil volume	36 l
Coolant volume	44 l

**Available additions**

Control panel	MP Manual MP Automatic MP Parallel MP ATS
Canopy	95 LWA (70dB/7m) 90 LWA (65dB/7m)
Container	TBD
Industrial exhaust silencer -20 dB	DN 150
Residential exhaust silencer -30dB	DN 150

**Basic options**

Retention bath	
Increased fuel tank	1700 l
Increased IP Protection	
Front air output for canopy	
Electronic speed governor	
Homologized chassis for road transport	
Separate storage tank	
Automatic fuel filling device (AFD)	

Lot more options available

**Canopy - 95 LWA (70 dB at 7 m)**

Side and back doors with lockers

Side and/or back air inlet with jalousies

Top air outlet

Possition of exhaust silencer	TBD
-------------------------------	-----

Red (RAL3000) + Black (RAL9005) color of canopy

Length (L)	TBD
------------	-----

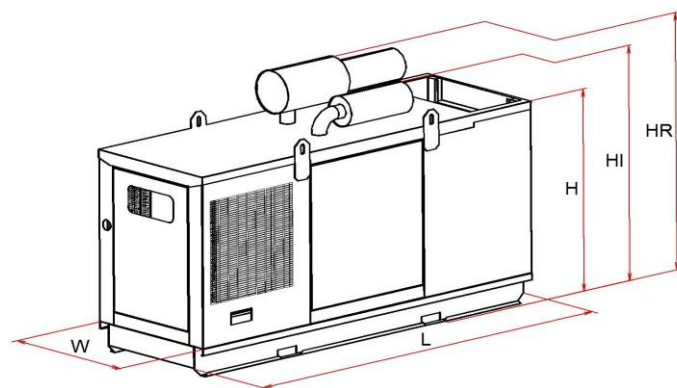

Width (W)	TBD
-----------	-----

Height (H)	TBD
------------	-----

Height with industr. silencer (HI)	TBD
------------------------------------	-----

Height with resid. silencer(HR)	TBD
---------------------------------	-----

Weight without control panel and exhaust silencer	TBD
---	-----



**Canopy - 90 LWA (65 dB at 7 m)**

Side and back doors with lockers

Side and/or back air inlet with jalousies

Top / side air outlet

Red (RAL3000) + Black (RAL9005) color of canopy

Retention bath

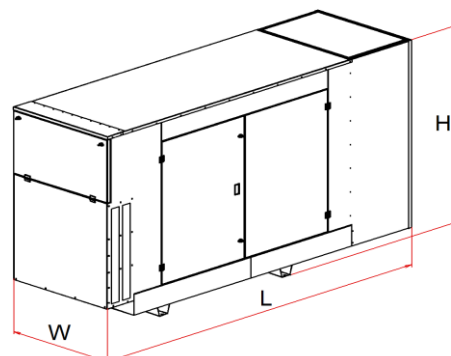

Exhaust silencer inside of canopy

Length (L)	TBD
------------	-----

Width (W)	TBD
-----------	-----

Height (H)	TBD
------------	-----

Weight without control panel and exhaust silencer	TBD
---	-----



- TBD - To be defined later
- All pictures are for informational purposes only
- We reserve the right to change the specification without notice